ubc_rd

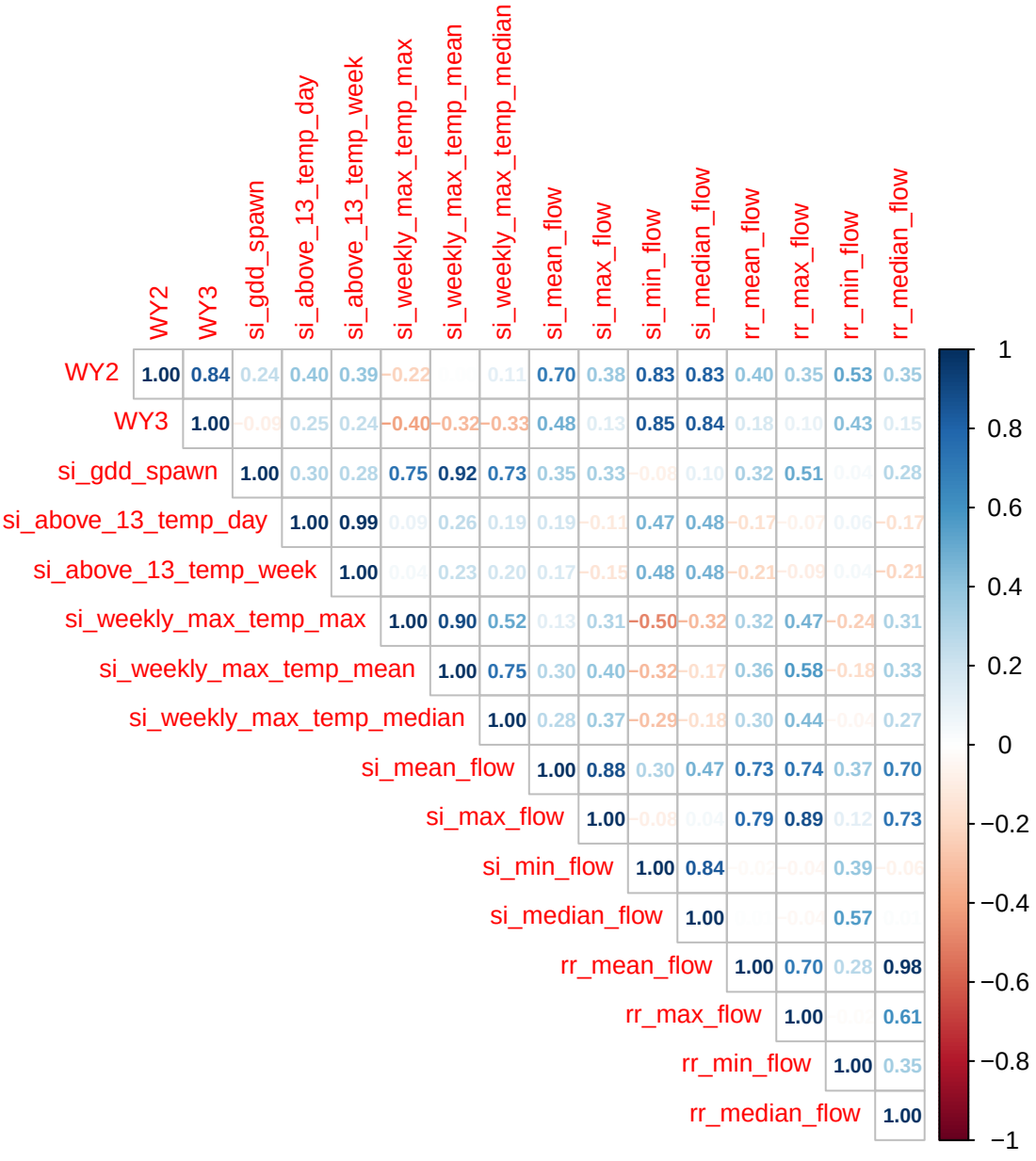
WY2
WY3
si_gdd_spawn
si_above_13_temp_day
si_above_13_temp_week
si_weekly_max_temp_max
si_weekly_max_temp_mean
si_weekly_max_temp_median
si_mean_flow
si_max_flow
si_min_flow
si_median_flow
rr_mean_flow
rr_max_flow
rr_min_flow
rr_median_flow
1
0.8
0.6
0.4
0.2
0
−0.2
−0.4
−0.6
−0.8
−1

ubc_us

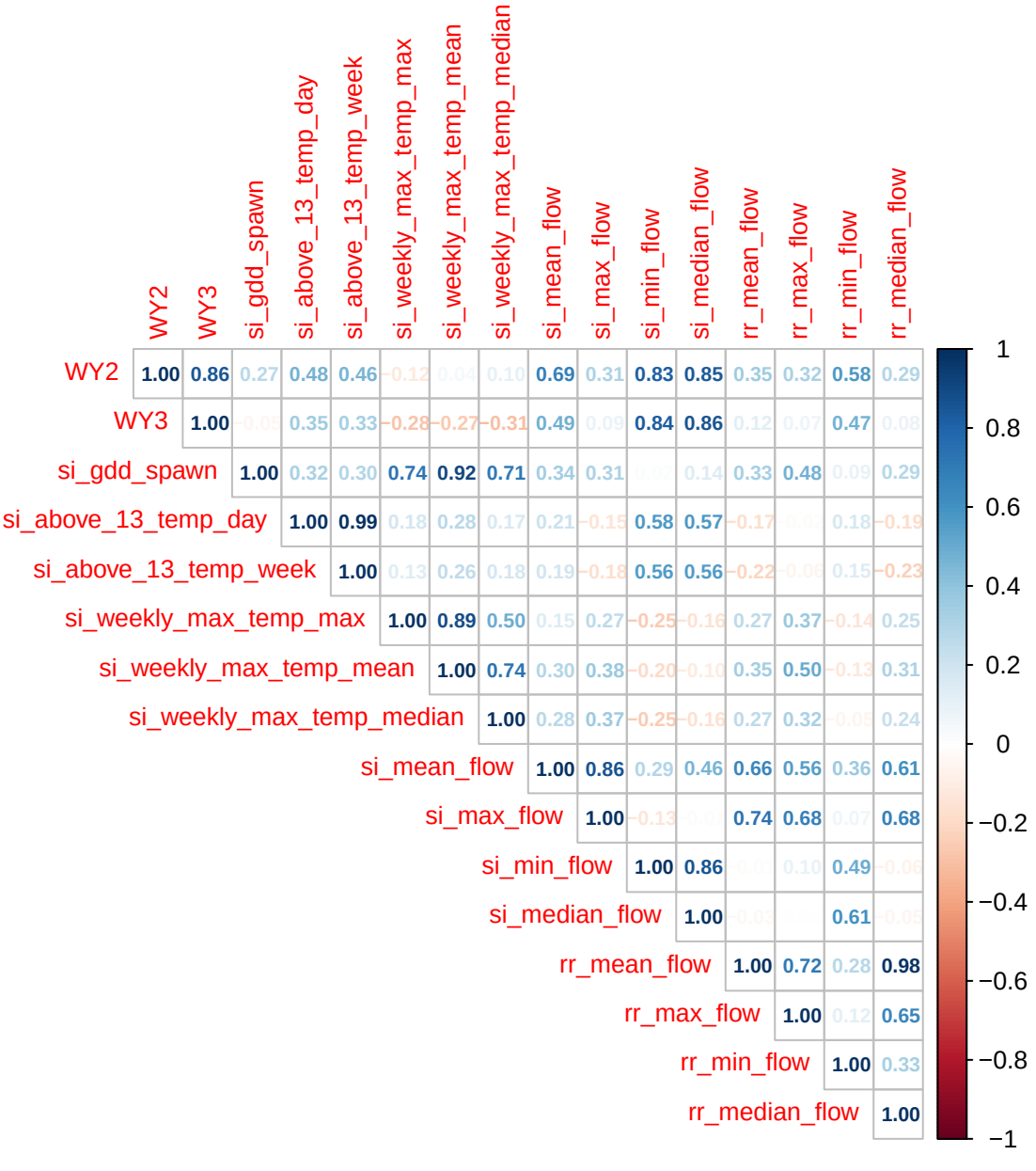
WY2
WY3
si_gdd_spawn
si_above_13_temp_day
si_above_13_temp_week
si_weekly_max_temp_max
si_weekly_max_temp_mean
si_weekly_max_temp_median
si_mean_flow
si_max_flow
si_min_flow
si_median_flow
rr_mean_flow
rr_max_flow
rr_min_flow
rr_median_flow
1
0.8
0.6
0.4
0.2
0
−0.2
−0.4
−0.6
−0.8
−1

ucc_rd

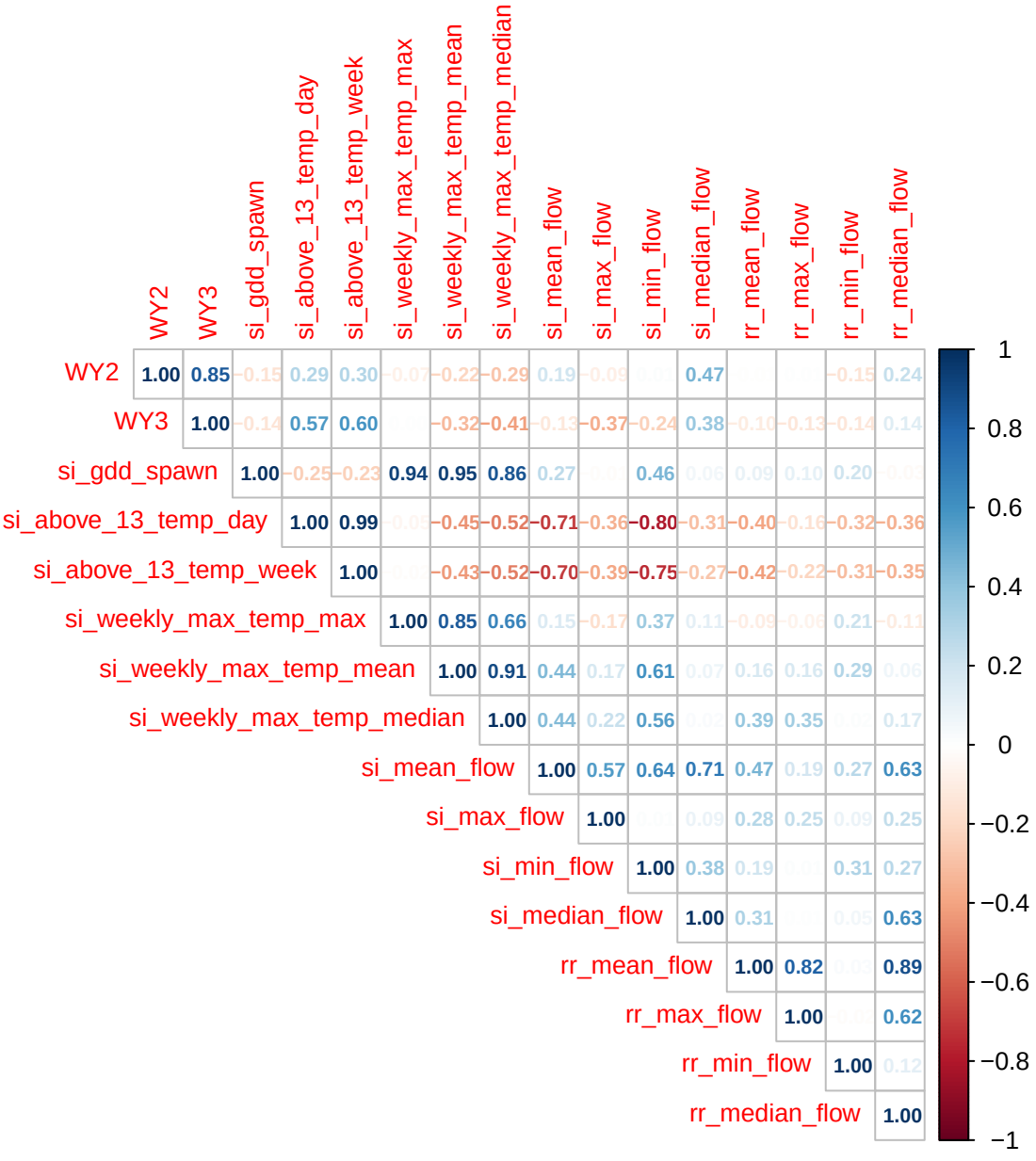
WY2
WY3
si_gdd_spawn
si_above_13_temp_day
si_above_13_temp_week
si_weekly_max_temp_max
si_weekly_max_temp_mean
si_weekly_max_temp_median
si_mean_flow
si_max_flow
si_min_flow
si_median_flow
rr_mean_flow
rr_max_flow
rr_min_flow
rr_median_flow
1
0.8
0.6
0.4
0.2
0
−0.2
−0.4
−0.6
−0.8
−1

ucc_us

	WY2	WY3	si_gdd_spawn	si_above_13_temp_day	si_above_13_temp_week	si_weekly_max_temp_max	si_weekly_max_temp_mean	si_weekly_max_temp_median	si_mean_flow	si_max_flow	si_min_flow	si_median_flow	rr_mean_flow	rr_max_flow	rr_min_flow	rr_median_flow
WY2	1.00	0.82	−0.21	0.37	0.36	−0.17	−0.31	−0.27	−0.05	−0.08	−0.18	0.25	−0.03	0.02	−0.41	0.07
WY3		1.00	−0.18	0.68	0.68	−0.08	−0.41	−0.40	−0.46	−0.40	−0.47	0.10	−0.11	−0.13	−0.36	−0.01
si_gdd_spawn			1.00	−0.25	−0.23	0.95	0.95	0.87	0.30		0.48	0.05	0.06	0.05	0.18	−0.09
si_above_13_temp_day				1.00	0.99	−0.03	−0.45	−0.55	−0.78	−0.36	−0.83	−0.35	−0.46	−0.34	−0.33	−0.38
si_above_13_temp_week					1.00		−0.43	−0.53	−0.80	−0.39	−0.79	−0.37	−0.45	−0.31	−0.32	−0.37
si_weekly_max_temp_max						1.00	0.85	0.70	0.08	−0.17	0.33	0.01	−0.13	−0.15	0.15	−0.22
si_weekly_max_temp_mean							1.00	0.93	0.47	0.19	0.62	0.02	0.13	0.14	0.26	0.01
si_weekly_max_temp_median								1.00	0.61	0.24	0.66	0.20	0.38	0.41	0.04	0.21
si_mean_flow									1.00	0.68	0.57	0.56	0.66	0.59	0.13	0.61
si_max_flow										1.00	0.01	0.13	0.37	0.54	0.14	0.33
si_min_flow											1.00	0.16	0.26	0.15	0.22	0.18
si_median_flow												1.00	0.66	0.51	−0.31	0.69
rr_mean_flow													1.00	0.87	−0.11	0.96
rr_max_flow														1.00	−0.35	0.78
rr_min_flow															1.00	−0.14
rr_median_flow																1.00

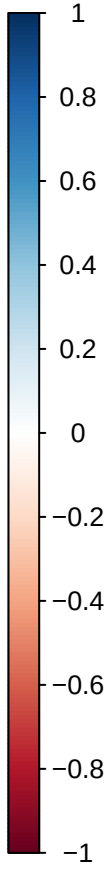

mill creek_rd

	WY2	WY3	si_gdd_spawn	si_above_13_temp_day	si_above_13_temp_week	si_weekly_max_temp_max	si_weekly_max_temp_mean	si_weekly_max_temp_median	si_mean_flow	si_max_flow	si_min_flow	si_median_flow	rr_mean_flow	rr_max_flow	rr_min_flow	rr_median_flow
WY2	1.00	0.58	−0.24	0.90	0.92	−0.70	0.26	0.18	−0.17	−0.44	0.94	0.83	0.15	0.52	0.90	0.52
WY3		1.00	−0.93	0.85	0.84	−0.53	−0.57	−0.22	−0.78	−0.95	0.70	0.91	0.10	0.35	0.73	0.58
si_gdd_spawn			1.00	−0.60	−0.58	0.27	0.76	0.28	0.89	0.95	−0.43	−0.72	−0.13	−0.24	−0.44	−0.51
si_above_13_temp_day				1.00	1.00	−0.81	−0.20	−0.15	−0.41	−0.69	0.87	0.93	[illegible]	0.34	0.97	0.47
si_above_13_temp_week					1.00	−0.79	−0.15	−0.10	−0.41	−0.69	0.90	0.94	[illegible]	0.38	0.97	0.50
si_weekly_max_temp_max						1.00	0.24	0.56	−0.11	0.24	−0.49	−0.54	0.58	0.22	−0.92	0.13
si_weekly_max_temp_mean							1.00	0.76	0.48	0.52	0.19	−0.17	0.42	0.43	−0.14	0.15
si_weekly_max_temp_median								1.00	−0.17	[illegible]	0.35	0.10	0.91	0.84	−0.27	0.67
si_mean_flow									1.00	0.94	−0.47	−0.67	−0.56	−0.58	−0.18	−0.78
si_max_flow										1.00	−0.65	−0.86	−0.37	−0.52	−0.51	−0.74
si_min_flow											1.00	0.93	0.42	0.74	0.79	0.77
si_median_flow												1.00	0.31	0.61	0.82	0.75
rr_mean_flow													1.00	0.92	−0.22	0.86
rr_max_flow														1.00	0.17	0.96
rr_min_flow															1.00	0.27
rr_median_flow																1.00

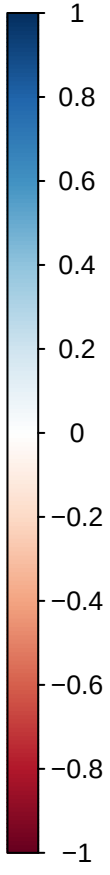

deer creek_hd

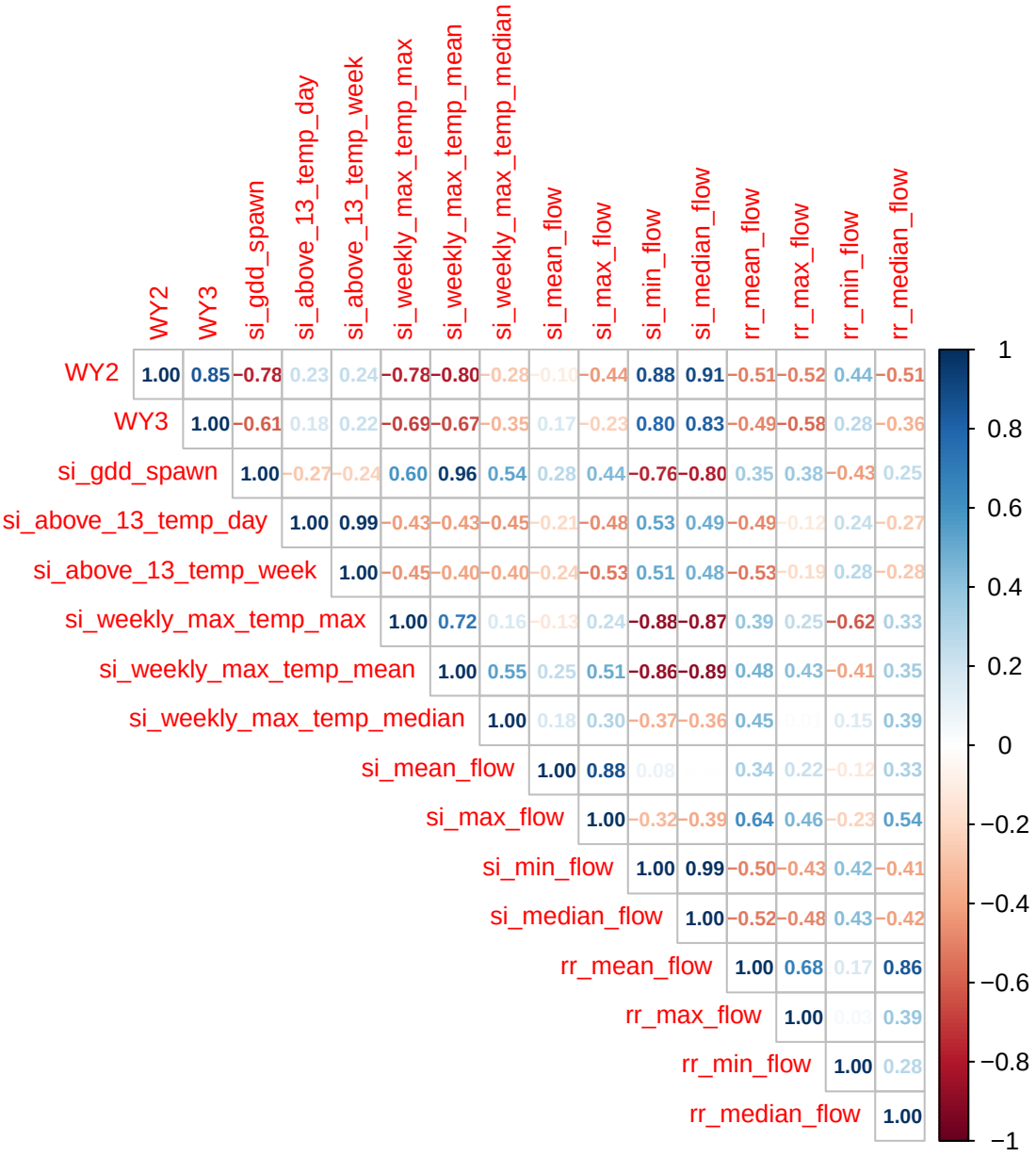

okie dam_cs

	WY2	WY3	si_gdd_spawn	si_above_13_temp_day	si_above_13_temp_week	si_weekly_max_temp_max	si_weekly_max_temp_mean	si_weekly_max_temp_median	si_mean_flow	si_max_flow	si_min_flow	si_median_flow	rr_mean_flow	rr_max_flow	rr_min_flow	rr_median_flow
WY2	1.00	0.84	−0.24	0.74	0.72	−0.69	−0.49	−0.39	0.20	−0.09	0.87	0.89	−0.03	0.19	0.86	0.01
WY3		1.00	−0.49	0.75	0.74	−0.58	−0.57	−0.56	0.11	−0.19	0.89	0.89	−0.14	−0.04	0.80	0.00
si_gdd_spawn			1.00	−0.13	−0.10	0.36	0.59	0.54	−0.05	0.00	−0.44	−0.45	−0.20	0.03	−0.30	−0.27
si_above_13_temp_day				1.00	0.99	−0.58	−0.37	−0.37	0.14	−0.14	0.75	0.77	−0.08	0.03	0.69	0.01
si_above_13_temp_week					1.00	−0.57	−0.37	−0.39	0.09	−0.19	0.76	0.75	−0.14	−0.03	0.68	−0.04
si_weekly_max_temp_max						1.00	0.86	0.44	0.18	0.31	−0.71	−0.65	0.31	0.08	−0.46	0.36
si_weekly_max_temp_mean							1.00	0.63	0.36	0.45	−0.69	−0.56	0.37	0.32	−0.40	0.40
si_weekly_max_temp_median								1.00	−0.05	0.22	−0.64	−0.58	0.35	0.43	−0.53	0.19
si_mean_flow									1.00	0.89	0.06	0.22	0.33	0.64	0.30	0.48
si_max_flow										1.00	−0.28	−0.14	0.38	0.72	−0.07	0.44
si_min_flow											1.00	0.95	−0.13	−0.08	0.87	−0.05
si_median_flow												1.00	−0.03	0.03	0.88	0.08
rr_mean_flow													1.00	0.71	0.10	0.94
rr_max_flow														1.00	0.12	0.65
rr_min_flow															1.00	0.21
rr_median_flow																1.00

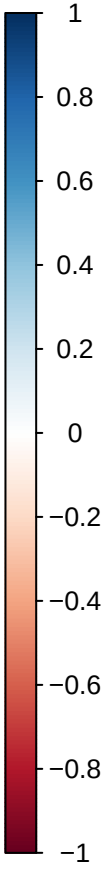

hallwood_cs

	WY2	WY3	si_gdd_spawn	si_above_13_temp_day	si_above_13_temp_week	si_weekly_max_temp_max	si_weekly_max_temp_mean	si_weekly_max_temp_median	si_mean_flow	si_max_flow	si_min_flow	si_median_flow	rr_mean_flow	rr_max_flow	rr_min_flow	rr_median_flow
WY2	1.00	0.91	−0.55	0.58	0.54	−0.88	−0.45	−0.16	0.72	0.56	0.84	0.97	0.39	0.39	0.96	0.46
WY3		1.00	−0.71	0.49	0.49	−0.88	−0.62	−0.37	0.67	0.50	0.93	0.94	0.24	0.22	0.90	0.37
si_gdd_spawn			1.00	−0.45	−0.48	0.82	0.98	0.65	0.08	0.18	−0.82	−0.72	0.49	0.39	−0.60	0.36
si_above_13_temp_day				1.00	0.99	−0.75	−0.52	−0.50	0.17	0.04	0.57	0.55	−0.06	0.06	0.60	−0.08
si_above_13_temp_week					1.00	−0.75	−0.55	−0.51	0.11	−0.07	0.58	0.52	−0.12	−0.03	0.58	−0.13
si_weekly_max_temp_max						1.00	0.78	0.44	−0.38	−0.17	−0.92	−0.93	0.05	0.02	−0.90	−0.04
si_weekly_max_temp_mean							1.00	0.76	0.09	0.27	−0.76	−0.62	0.59	0.44	−0.50	0.48
si_weekly_max_temp_median								1.00	−0.06	0.10	−0.43	−0.28	0.43	0.12	−0.20	0.39
si_mean_flow									1.00	0.98	0.40	0.62	0.85	0.84	0.68	0.89
si_max_flow										1.00	0.20	0.43	0.92	0.91	0.52	0.94
si_min_flow											1.00	0.90	−0.04	−0.06	0.80	0.07
si_median_flow												1.00	0.20	0.23	0.95	0.30
rr_mean_flow													1.00	0.90	0.33	0.97
rr_max_flow														1.00	0.31	0.83
rr_min_flow															1.00	0.43
rr_median_flow																1.00

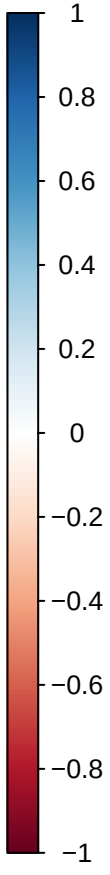

knights landing_us
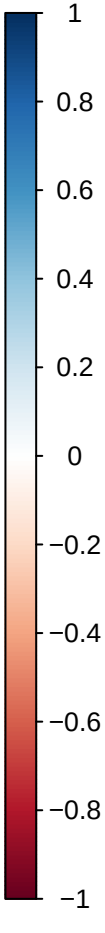
	WY2	WY3	mi_above_13_temp_day	mi_above_13_temp_week	rr_mean_flow	rr_max_flow	rr_min_flow	rr_median_flow	mi_gdd_sacramento
WY2	1.00	0.89	0.61	0.62	0.43	0.38	0.49	0.45	−0.59
WY3		1.00	0.62	0.61	0.38	0.26	0.45	0.44	−0.76
mi_above_13_temp_day			1.00	0.99	0.09	0.05	0.07	0.12	−0.53
mi_above_13_temp_week				1.00	0.07	0.03	0.07	0.11	−0.53
rr_mean_flow					1.00	0.91	0.93	0.98	−0.16
rr_max_flow						1.00	0.79	0.87	−0.09
rr_min_flow							1.00	0.92	−0.21
rr_median_flow								1.00	−0.26
mi_gdd_sacramento									1.00