



July 25, 2023

## Precipitation<sup>1,2</sup>

### Northern Sierra

64.1"



Percent average to: 6/20

122%

### Central Sierra

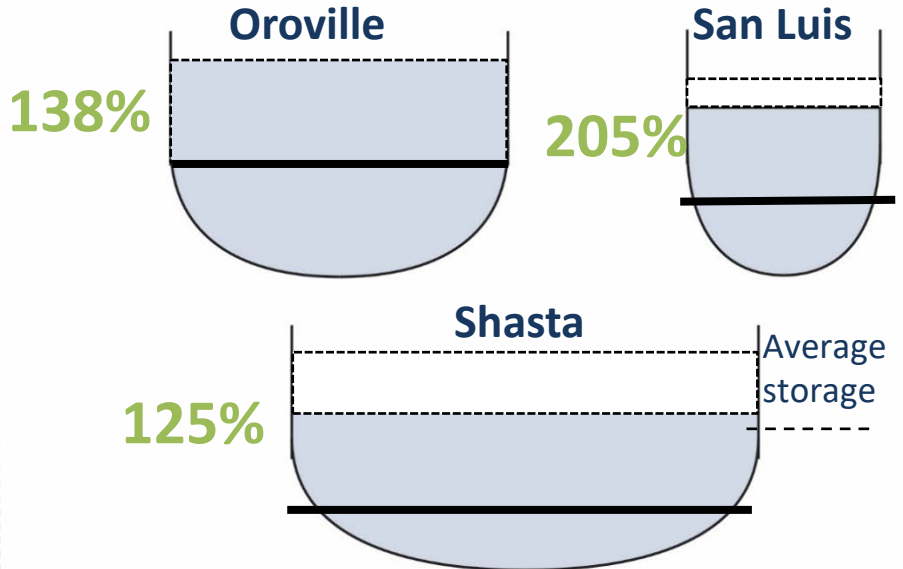
62.7"



159%

Percent of average to: /20

## Reservoir Storage<sup>4</sup>

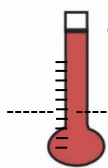


## Water Temperature<sup>3</sup>

In degrees Fahrenheit

Average to: 6/20

56°

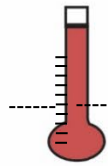


Historical average:

61°

### Clear Creek

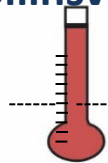
71°



71°

### Collinsville

74°



76°

### Clifton Court Forebay

## Water Flow and Quality<sup>4,5,6</sup>

Flow (cfs) | % of 20 yr flow average

Salinity (µS/cm) | (ppm)

### Sacramento River @Freeport

13,245 cfs | 76% 72 µS/cm | 46.153 ppm

### San Joaquin River @Vernalis

7,554 cfs | 296% 76 µS/cm | 48.718 ppm

### Combined CVP+SWP Diversion

10,663 cfs | 120% N/A µS/cm | - ppm

<sup>1</sup> <https://go.usa.gov/xQsUc> <sup>3</sup> <https://go.usa.gov/xURFU> <sup>5</sup> <https://go.usa.gov/xQsU2>

<sup>2</sup> <https://go.usa.gov/xQsUa> <sup>4</sup> <https://go.usa.gov/xQsUr> <sup>6</sup> <https://go.usa.gov/xQsUt>