



March 22, 2023

## Precipitation<sup>1,2</sup>

### Northern Sierra

56.3"



Percent average to: 3/22

135%

### Central Sierra

57.5"



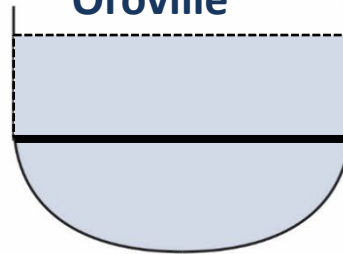
185%

Percent of average to: 3/22

## Reservoir Storage<sup>4</sup>

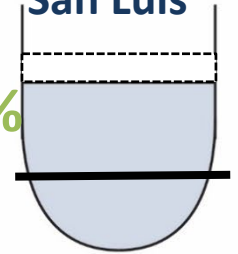
### Oroville

99%



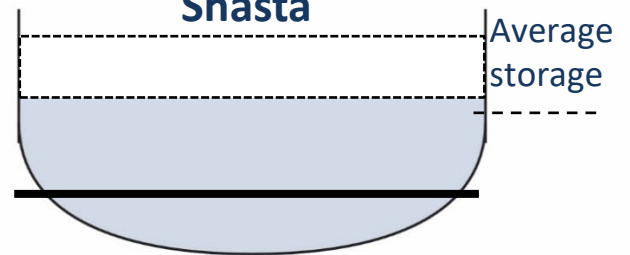
### San Luis

120%



### Shasta

110%

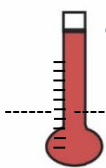


## Water Temperature<sup>3</sup>

In degrees Fahrenheit

Average to: 3/22

46°

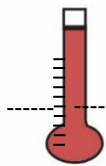


Historical average:

47°

### Clear Creek

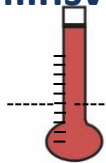
50°



56°

### Collinsville

54°



59°

### Clifton Court Forebay

## Water Flow and Quality<sup>4,5,6</sup>

Flow (cfs) | % of 20 yr flow average

Salinity (µS/cm) | (ppm)

### Sacramento River @Freeport

55,310 cfs | 169% 121 µS/cm | 77.44 ppm

### San Joaquin River @Vernalis

20,833 cfs | 316% 185 µS/cm | 118.4ppm

### Combined CVP+SWP Diversion

11,631 cfs | 189% N/A µS/cm | - ppm

<sup>1</sup> <https://go.usa.gov/xQsUc> <sup>3</sup> <https://go.usa.gov/xURFU> <sup>5</sup> <https://go.usa.gov/xQsU2>

<sup>2</sup> <https://go.usa.gov/xQsUa> <sup>4</sup> <https://go.usa.gov/xQsUr> <sup>6</sup> <https://go.usa.gov/xQsUt>