

January 27, 2022

Precipitation^{1,2}

Northern Sierra

31.5"



Percent average to: 1/25

124%*

Central Sierra

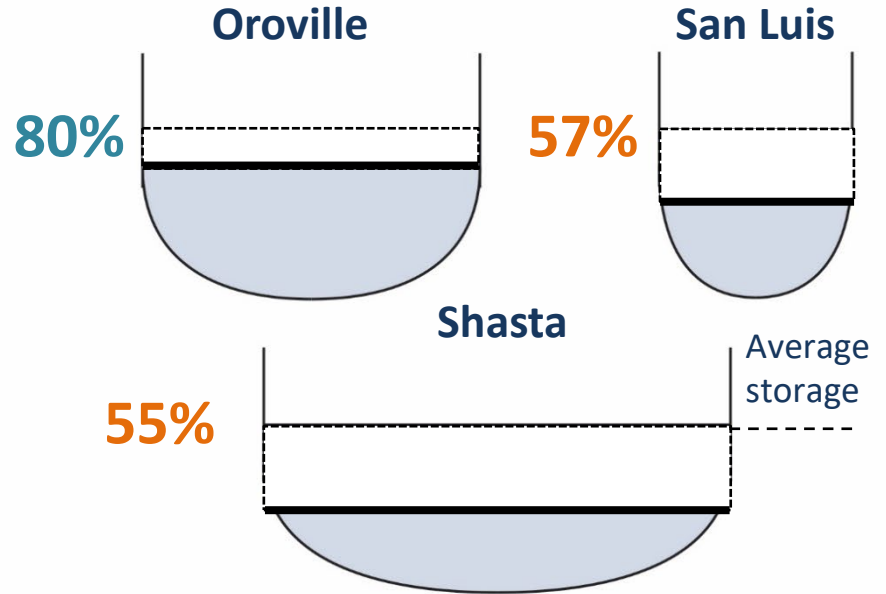
20.2"



110%*

Percent of average to: 1/25

Reservoir Storage⁴

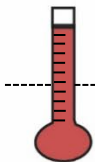


Water Temperature³

In degrees Fahrenheit

Average to: 1/25

47°

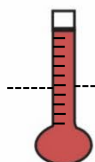


Historical average:

47°

Clear Creek

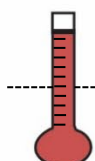
48°



49°

Collinsville

50°



50°

Clifton Court Forebay

Water Flow and Quality^{4,5,6}

Flow (cfs) | % of 20 yr flow average

Salinity (µS/cm) | (ppm)

Sacramento River @Freeport

12,426 cfs | 38% 176 µS/cm | 90-135 ppm

San Joaquin River @Vernalis

1,091 cfs | 22% 581 µS/cm | 297-446 ppm

Combined CVP+SWP Diversion

5,571 cfs | 78% N/A µS/cm | - ppm

¹ <https://go.usa.gov/xQsUc> ³ <https://go.usa.gov/xURFU> ⁵ <https://go.usa.gov/xQsU2>

² <https://go.usa.gov/xQsUa> ⁴ <https://go.usa.gov/xQsUr> ⁶ <https://go.usa.gov/xQsUT>