

September 23, 2021

Precipitation^{1,2}

Northern Sierra

23.8"



Percent average to: 09/20

46%

Central Sierra

18.8"



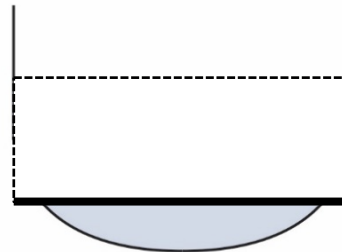
47%

Percent of average to: 09/20

Reservoir Storage⁴

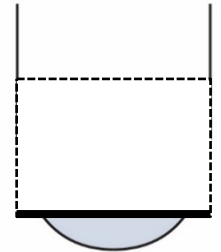
Oroville

35%



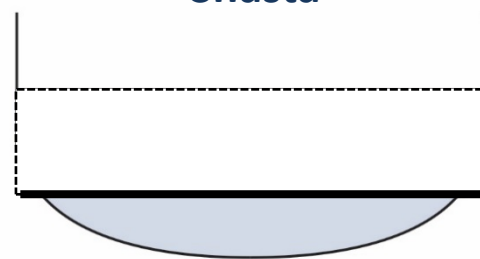
San Luis

27%



Shasta

40%



Average storage

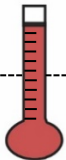
Water Temperature³

In degrees Fahrenheit

Average to: 09/20

Historical average:

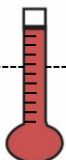
57°



57°

Clear Creek

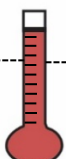
69°



69°

Collinsville

74°



73°

Clifton Court Forebay

Water Flow and Quality^{4,5,6}

Flow (cfs) | % of 20 yr flow average

Salinity (µS/cm) | (ppm)

Sacramento River @Freeport

11,893 cfs | **76%** **203** µS/cm | 104-156 ppm

San Joaquin River @Vernalis

430 cfs | **24%** **274** µS/cm | 140-210 ppm

Combined CVP+SWP Diversion

2,347 cfs | **26%** **n/a** µS/cm | - ppm

¹ <https://go.usa.gov/xQsUc> ³ <https://go.usa.gov/xURFU> ⁵ <https://go.usa.gov/xQsU2>

² <https://go.usa.gov/xQsUa> ⁴ <https://go.usa.gov/xQsUr> ⁶ <https://go.usa.gov/xQsUT>