

July 23, 2020

## Precipitation<sup>1,2</sup>

### Northern Sierra

**31.7"**



Percent average to: 07/21

**63%**

### Central Sierra

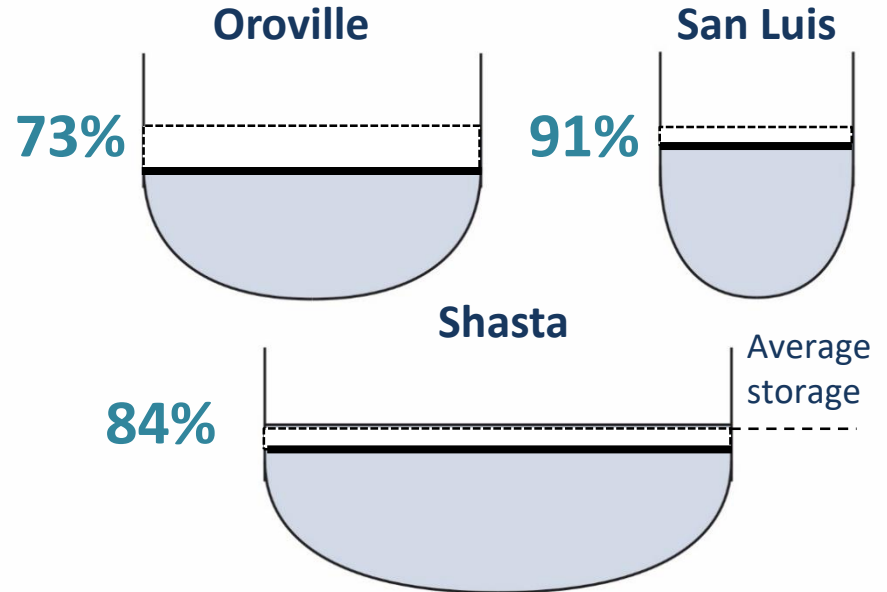
**24.6"**



**63%**

Percent of average to: 07/21

## Reservoir Storage<sup>4</sup>



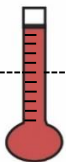
## Water Temperature<sup>3</sup>

In degrees Fahrenheit

Average to: 07/21

Historical average:

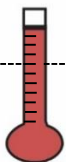
**58°**



**58°**

### Clear Creek

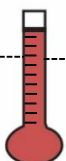
**72°**



**71°**

### Collinsville

**78°**



**77°**

### Clifton Court Forebay

## Water Flow and Quality<sup>4,5,6</sup>

Flow (cfs) | % of 20 yr flow average

Salinity (µS/cm) | (ppm)

### Sacramento River @Freeport

**13,186** cfs | **72%**

**129** µS/cm | 66 - 84 ppm

### San Joaquin River @Vernalis

**1,390** | **52%**

**363** µS/cm | 186 - 236 ppm

### Combined CVP+SWP Diversion

**6,046** cfs | **66%**

**295** µS/cm | 151 - 192 ppm

<sup>1</sup> <https://go.usa.gov/xQsUc> <sup>3</sup> <https://go.usa.gov/xURFU> <sup>5</sup> <https://go.usa.gov/xQsU2>

<sup>2</sup> <https://go.usa.gov/xQsUa> <sup>4</sup> <https://go.usa.gov/xQsUr> <sup>6</sup> <https://go.usa.gov/xQsUT>