

June 25, 2020

## Precipitation<sup>1,2</sup>

### Northern Sierra

**31.7"**



Percent average to: 6/24

**63%**

### Central Sierra

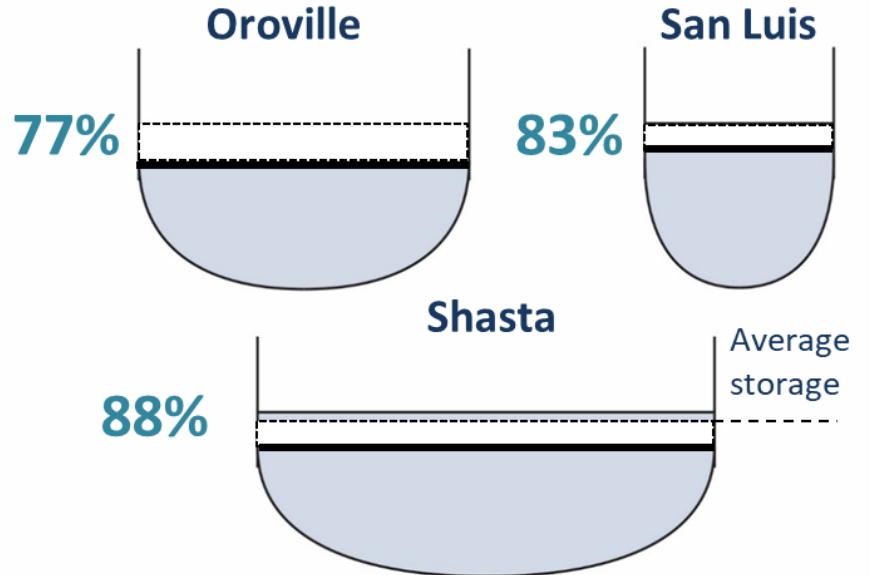
**24.5"**



**63%**

Percent of average to: 06/20

## Reservoir Storage<sup>4</sup>



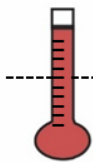
## Water Temperature<sup>3</sup>

In degrees Fahrenheit

Average to: 6/24

Historical average:

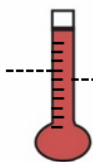
**56°**



**56°**

### Clear Creek

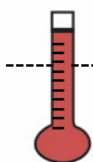
**71°**



**68°**

### Collinsville

**74°**



**74°**

### Clifton Court Forebay

## Water Flow and Quality<sup>4,5,6</sup>

Flow (cfs) | % of 20 yr flow average

Salinity (µS/cm) | (ppm)

### Sacramento River @Freeport

**11,456** cfs | **59%**      **147** µS/cm | 50-125 ppm

### San Joaquin River @Vernalis

**1,569** cfs | **34%**      **255** µS/cm | 125-200 ppm

### Combined CVP+SWP Diversion

**3,416** cfs | **59%**      **385** µS/cm | 175-300 ppm

<sup>1</sup> <https://go.usa.gov/xQsUc> <sup>3</sup> <https://go.usa.gov/xURFU> <sup>5</sup> <https://go.usa.gov/xQsU2>

<sup>2</sup> <https://go.usa.gov/xQsUa> <sup>4</sup> <https://go.usa.gov/xQsUr> <sup>6</sup> <https://go.usa.gov/xQsUT>