

August 22, 2023

Precipitation^{1,2}

Northern Sierra



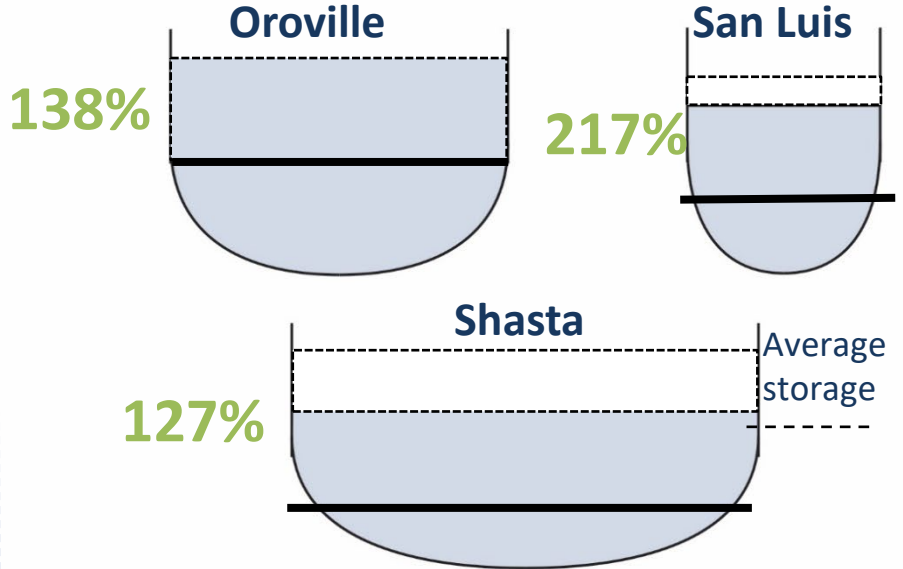
Percent average to: 8/22

Central Sierra

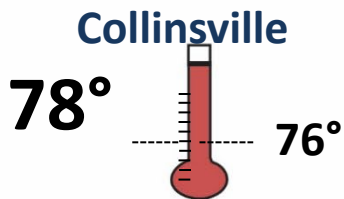
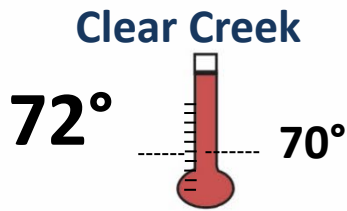
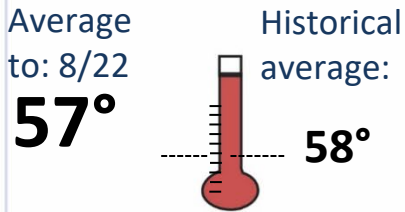


Percent of average to: 8/22

Reservoir Storage⁴



In degrees Fahrenheit



Clifton Court Forebay

Water Flow and Quality^{4,5,6}

Flow (cfs) | % of 20 yr flow average

Salinity (μS/cm) | (ppm)

Sacramento River @Freeport

16,977 cfs | 104% **71** μS/cm | 45.5 ppm

San Joaquin River @Vernalis

3,873 cfs | 217% **70** μS/cm | 44.8ppm

Combined CVP+SWP Diversion

11,047 cfs | 119% **N/A** μS/cm | - ppm

¹ <https://go.usa.gov/xQsUc> ³ <https://go.usa.gov/xURFU> ⁵ <https://go.usa.gov/xQsU2>

² <https://go.usa.gov/xQsUa> ⁴ <https://go.usa.gov/xQsUr> ⁶ <https://go.usa.gov/xQsUt>