

September 19, 2022

Precipitation^{1,2}

Northern Sierra

42"



Percent average to: 9/19

79%

Central Sierra

25.1"



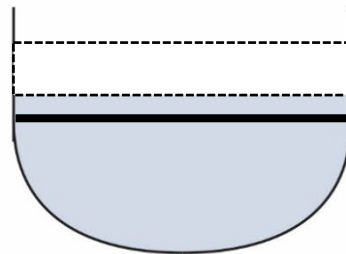
63%

Percent of average to: 9/19

Reservoir Storage⁴

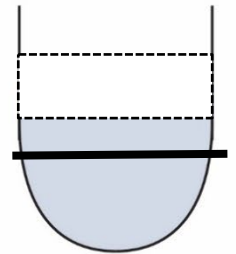
Oroville

64%



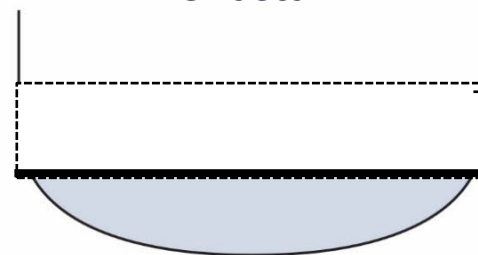
San Luis

65%



Shasta

59%



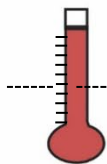
Average storage

Water Temperature³

In degrees Fahrenheit

Average to: 9/19

59°

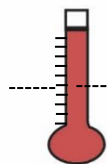


Historical average:

57°

Clear Creek

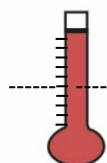
71°



69°

Collinsville

77°



74°

Clifton Court Forebay

Water Flow and Quality^{4,5,6}

Flow (cfs) | % of 20 yr flow average

Salinity (µS/cm) | (ppm)

Sacramento River @Freeport

12,234 cfs | 81% 73.5 µS/cm | 37.5-56.4 ppm

San Joaquin River @Vernalis

277 cfs | 16% 75 µS/cm | 38.4-57.6 ppm

Combined CVP+SWP Diversion

3129 cfs | 36% N/A µS/cm | - ppm

¹ <https://go.usa.gov/xQsUc> ³ <https://go.usa.gov/xURFU> ⁵ <https://go.usa.gov/xQsU2>

² <https://go.usa.gov/xQsUa> ⁴ <https://go.usa.gov/xQsUr> ⁶ <https://go.usa.gov/xQsUt>