

September 24, 2020

Precipitation^{1,2}

Northern Sierra



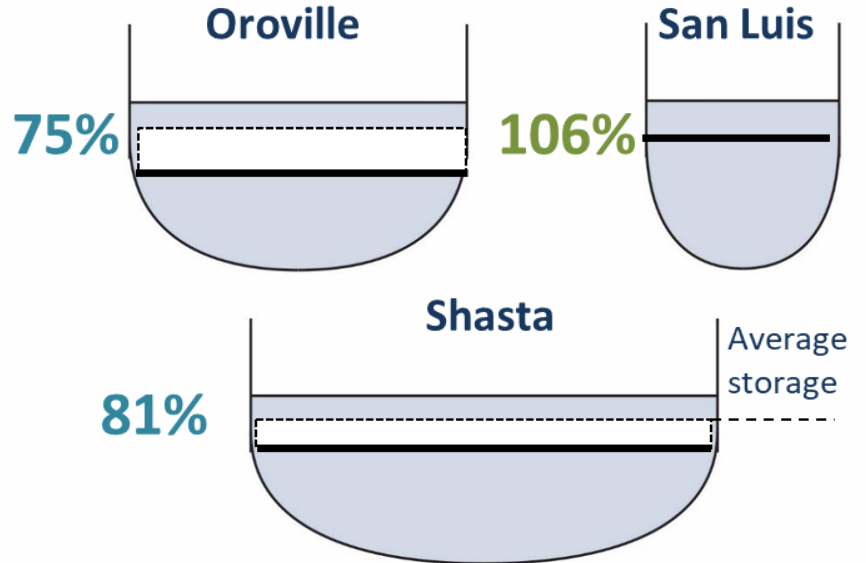
Percent average to: 09/21

Central Sierra



Percent of average to: 09/21

Reservoir Storage⁴



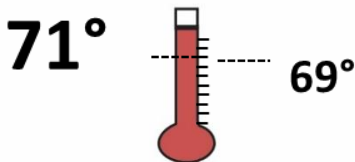
Water Temperature³

In degrees Fahrenheit

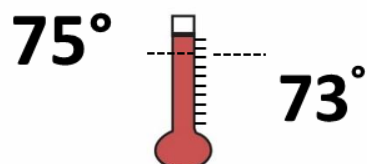
Average to: 09/21 Historical average:



Clear Creek



Collinsville



Clifton Court Forebay

Water Flow and Quality^{4,5,6}

Flow (cfs) | % of 20 yr flow average

Salinity (μS/cm) | (ppm)

Sacramento River @Freeport

15,027 cfs | 96% 189 μS/cm | 97 - 227 ppm

San Joaquin River @Vernalis

567 cfs | 31% 547 μS/cm | 438 - 656 ppm

Combined CVP+SWP Diversion

5,285 cfs | 58% 505 μS/cm | 404 - 606 ppm

¹ <https://go.usa.gov/xQsUc> ³ <https://go.usa.gov/xURFU> ⁵ <https://go.usa.gov/xQsU2>

² <https://go.usa.gov/xQsUa> ⁴ <https://go.usa.gov/xQsUr> ⁶ <https://go.usa.gov/xQsUT>